



Saalbach 2021 WPAS World Cup

Super-G 1 (Men)

Official ranking



COMPETITION JURY

TECHNICAL DELEGATE	Bizjak Peter	(SLO)
WPAS RACE DIR.	Skutelj-Svetic Anja	(IPC)
CHIEF OF RACE	Gensbichler Bartl	(AUT)
REFEREE	Nazarov Alex	(RUS)
ASSISTANT REFEREE	Gros Davide	(ITA)

WEATHER

CONDITIONS	SUNNY
SNOW	COMPACT
AIR TEMPERATURE	1,0 °C

COURSESETTER	Blattmann Hans	(NOR)
FORERUNNERS	- A - Fleischmann M.	(AUT)
COURSE	Schneekristall / Zwölfer	
START	1560 m	
FINISH	1060 m	
DROP	500 m	
LENGTH	2108 m	
HOMOLOGATION	12946/11/18	
GATES	38	
DIRECTIONS	35	
STARTING TIME	10:15	

APPLIED PENALTY: 0,00 CALCULATED PENALTY: -11,74 F = 1060
 Number of competitors: 34, Number of NSA: 11

Rnk	Bib	Name	Guide	SpCl	Nat	Time H	Gap H	Points	0 : WC Pts.
-----	-----	------	-------	------	-----	--------	-------	--------	-------------

Men / Vision Impaired

1	9	BERTAGNOLLI Giacomo	Ravelli Andrea	B3		1:15.89		0,00	100
2	11	KRAKO Jakub	Brozman Branislav	B2		1:22.60	6.71	93,72	80
3	10	DELEPLACE Hyacinthe	Jourdan Maxime	B2		1:22.85	6.96	97,21	60
4	8	KRIZ Tadeas	Macala Miroslav	B3		1:29.04	13.15	183,67	0

Did Not Start (1)

	12	KUBACKA Marek	Zatovicova Maria	B1					
--	----	---------------	------------------	----	--	--	--	--	--

Men / Standing




1	14	BAUCHET Arthur		LW3		1:19.09		44,70	100
2	17	BUGAEV Aleksei		LW6/8-2		1:20.14	1.05	59,36	80
3	22	GMUER Theo		LW9-1		1:20.88	1.79	69,70	60
4	19	PAJANTSCHITSCH Nico		LW6/8-2		1:21.13	2.04	73,19	50
5	23	SALCHER Markus		LW9-1		1:21.16	2.07	73,61	45
6	21	BOURDENX Manoel		LW4		1:22.00	2.91	85,34	40
7	20	KIIVERI Santeri		LW6/8-1		1:22.15	3.06	87,44	36
8	24	BROISIN Jordan		LW4		1:23.68	4.59	108,81	32
9	18	CUCHE Robin		LW9-2		1:24.03	4.94	113,70	29
10	16	MISAWA Hiraku		LW2		1:25.29	6.20	131,30	26
11	15	MIKUSHIN Alexey		LW6/8-1		1:25.46	6.37	133,67	24
12	25	TAKAHASHI Kohei		LW9-2		1:26.78	7.69	152,11	22
13	27	SKOGLUND Arvid		LW6/8-2		1:26.93	7.84	154,20	20
14	30	NILSSON GRASTO Marcus		LW5/7-2		1:33.10	14.01	240,38	0

Did Not Start (1)

	26	GROCHAR Thomas		LW2					
--	----	----------------	--	-----	--	--	--	--	--



Saalbach 2021 WPAS World Cup
Super-G 1 (Men)
Official ranking

Rnk	Bib	Name	Guide	SpCl	Nat	Time H	Gap H	Points	0 : WC Pts.
Did Not Finish (3)									
	13	ALYABYEV Alexander		LW6/8-2					
	28	LINDSTROEM Aron		LW6/8-2					
	29	BENDOTTI Davide		LW2					

Men / Sitting

1	32	PEDERSEN Jesper		LW11		1:19.37		48,61	100
2	33	DE SILVESTRO Rene'		LW12-1		1:19.74	0.37	53,78	80
3	31	KANO Akira		LW11		1:25.30	5.93	131,43	60
4	34	CHRISTEN Pascal		LW10-2		1:27.27	7.90	158,95	50

RECAP

Records:	27
Did Not Start:	2
NOT PERMITTED TO START:	0
Did Not Finish:	3
Disqualified:	0
Did Not Qualify for 2nd RUN:	

Technical Delegate: #829 Peter Bizjak (SLO)



Saalbach 2021 WPAS World Cup

Super-G 1 (Men)

Penalty calculation



Rnk	Bib	Name	Nat	Category	SpCl	Points	Best 5	Race points
Best 10 at finish								
1	9	BERTAGNOLLI Giacomo	ITA	Vision Impaired	B3	3,94	3,94	0,00
2	14	BAUCHET Arthur	FRA	Standing	LW3	13,50	13,50	44,70
3	32	PEDERSEN Jesper	NOR	Sitting	LW11	29,19	29,19	48,61
4	33	DE SILVESTRO Rene'	ITA	Sitting	LW12-1	74,78	-	-
5	17	BUGAEV Aleksei	RUS	Standing	LW6/8-2	59,87	-	-
6	22	GMUER Theo	SUI	Standing	LW9-1	13,00	13,00	69,70
7	19	PAJANTSCHITSCH Nico	AUT	Standing	LW6/8-2	62,33	-	-
8	23	SALCHER Markus	AUT	Standing	LW9-1	0,00	0,00	73,61
9	21	BOURDENX Manoel	FRA	Standing	LW4	44,42	-	-
10	20	KIIVERI Santeri	FIN	Standing	LW6/8-1	91,60	-	-

Best 5 at start

8	23	SALCHER Markus	AUT	Standing	LW9-1	0,00		
1	9	BERTAGNOLLI Giacomo	ITA	Vision Impaired	B3	3,94		
6	22	GMUER Theo	SUI	Standing	LW9-1	13,00		
2	14	BAUCHET Arthur	FRA	Standing	LW3	13,50		
3	32	PEDERSEN Jesper	NOR	Sitting	LW11	29,19		

(DNF: Did Not Finish, DSQ: Disqualified)

TOTAL

(B) List points of best 5 at start	59,63		
(A) List points of the best 5 to finish in top 10		59,63	
(C) Race points of corresponding competitors			236,62
Calculated penalty (A + B - C) = -117,36 / 10	-11,74		
Correction value (Z)	0,00		
Category adder	0,00		
Applied penalty	(-11,74)	0,00	

Technical Delegate: #829 Peter Bizjak (SLO)





Saalbach 2021 WPAS World Cup

Super-G 1

Run analysis-Hdcp/NetTime



NetTime

Rnk	Bit	Name	NaSec.1	H	RnkSec.2	H	RnkSec.3	H	Time	H	Gap	H	1	Sec.1	Sec.2	Sec.3	Time	Gap
-----	-----	------	---------	---	----------	---	----------	---	------	---	-----	---	---	-------	-------	-------	------	-----

Women / Vision Impaired

1	1	REXOVA Alexandra	SVK	41.74	(1)	20.01	(1)	31.64	1:33.39					47.85	22.94	36.26	1:47.05	
	2	FARKASOVA Henrieta	SVK						Did Not Start									

Women / Standing

1	3	AARSJOE Ebba	SWE	39.67	(1)	16.98	(2)	26.17	1:22.82					40.48	17.33	26.70	1:24.51	
3	4	BOCHET Marie	FRA	41.06	(3)	18.26	(3)	29.65	1:28.97	6.15				41.06	18.26	29.65	1:28.97	4.46
4	5	SCHMIDT Bigna	SUI	44.80	(4)	20.83	(4)	32.43	1:38.06	15.24				45.89	21.34	33.22	1:40.45	15.94
2	6	VORONCHIKHINA Varvara	RUS	40.49	(2)	16.70	(1)	27.44	1:24.63	1.81				40.49	16.70	27.44	1:24.63	0.12
5	7	KHOROSHEVA Anastasiia	RUS	46.92	(5)	21.87	(5)	33.41	1:42.20	19.38				50.20	23.39	35.74	1:49.33	24.82

Men / Vision Impaired

4	8	KRIZ Tadeas	CZE	40.72	(4)	19.22	(4)	29.10	1:29.04	13.15				45.33	21.39	32.38	1:39.10	14.63
1	9	BERTAGNOLLI Giacomo	ITA	36.66	(1)	15.33	(1)	23.90	1:15.89					40.81	17.06	26.60	1:24.47	
3	10	DELEPLACE Hyacinthe	FRA	38.21	(2)	16.96	(2)	27.68	1:22.85	6.96				43.80	19.45	31.72	1:34.97	10.50
2	11	KRAKO Jakub	SVK	38.32	(3)	17.18	(3)	27.10	1:22.60	6.71				43.93	19.69	31.07	1:34.69	10.22
	12	KUBACKA Marek	SVK						Did Not Start									

Men / Standing

	13	ALYABYEV Alexander	RUS						Did Not Finish									
1	14	BAUCHET Arthur	FRA	37.26	(1)	16.44	(3)	25.39	1:19.09					40.36	17.81	27.50	1:25.67	5.53
11	15	MIKUSHIN Alexey	RUS	40.38	(11)	17.31	(9)	27.77	1:25.46	6.37				41.19	17.65	28.32	1:27.16	7.02
10	16	MISAWA Hiraku	JPN	39.95	(10)	17.64	(11)	27.70	1:25.29	6.20				44.06	19.45	30.54	1:34.05	13.91
2	17	BUGAEV Aleksei	RUS	39.73	(9)	15.59	(1)	24.82	1:20.14	1.05				39.73	15.59	24.82	1:20.14	
9	18	CUCHE Robin	SUI	39.23	(7)	17.54	(10)	27.26	1:24.03	4.94				41.97	18.76	29.17	1:29.90	9.76
4	19	PAJANTSCHITSCH Nico	AUT	39.03	(5)	16.23	(2)	25.87	1:21.13	2.04				39.03	16.23	25.87	1:21.13	0.99
7	20	KIIVERI Santeri	FIN	38.93	(4)	16.85	(6)	26.37	1:22.15	3.06				39.71	17.18	26.90	1:23.79	3.65
6	21	BOURDENX Manoel	FRA	39.09	(6)	16.65	(4)	26.26	1:22.00	2.91				39.89	16.99	26.79	1:23.67	3.53
3	22	GMUER Theo	SUI	38.32	(3)	16.76	(5)	25.80	1:20.88	1.79				43.45	19.00	29.25	1:31.70	11.56
5	23	SALCHER Markus	AUT	37.67	(2)	17.28	(8)	26.21	1:21.16	2.07				42.71	19.59	29.71	1:32.01	11.87
8	24	BROISIN Jordan	FRA	39.30	(8)	17.10	(7)	27.28	1:23.68	4.59				40.10	17.45	27.83	1:25.38	5.24
12	25	TAKAHASHI Kohei	JPN	41.02	(12)	18.05	(13)	27.71	1:26.78	7.69				43.89	19.31	29.64	1:32.84	12.70
	26	GROCHAR Thomas	AUT						Did Not Start									
13	27	SKOGLUND Arvid	SWE	41.53	(13)	17.65	(12)	27.75	1:26.93	7.84				41.53	17.65	27.75	1:26.93	6.79
	28	LINDSTROEM Aron	SWE						Did Not Finish									
	29	BENDOTTI Davide	ITA						Did Not Finish									
14	30	NILSSON GRASTO Marcus	NOR	43.81	(14)	19.40	(14)	29.89	1:33.10	14.01				45.10	19.98	30.77	1:35.85	15.71



Saalbach 2021 WPAS World Cup
Super-G 1
Run analysis-Hdcp/NetTime

Rnk	Bit	Name	Na	Sec.1 H	Rnk	Sec.2 H	Rnk	Sec.3 H	Time H	Gap H	1	Sec.1	Sec.2	Sec.3	Time	Gap
Men / Sitting																
3	31	KANO Akira	JPN	40.25	(3)	17.87	(4)	27.18	1:25.30	5.93		47.42	21.06	32.02	1:40.50	8.62
1	32	PEDERSEN Jesper	NOR	38.28	(2)	15.79	(1)	25.30	1:19.37			45.11	18.60	29.80	1:33.51	1.63
2	33	DE SILVESTRO Rend	ITA	37.95	(1)	16.12	(2)	25.67	1:19.74	0.37		43.73	18.58	29.57	1:31.88	
4	34	CHRISTEN Pascal	SUI	41.79	(4)	17.58	(3)	27.90	1:27.27	7.90		49.82	20.96	33.25	1:44.03	12.15