



Saalbach 2021 WPAS World Cup

Super-G 1 (Women)

Official ranking



COMPETITION JURY

TECHNICAL DELEGATE	Bizjak Peter	(SLO)
WPAS RACE DIR.	Skutelj-Svetic Anja	(IPC)
CHIEF OF RACE	Gensbichler Bartl	(AUT)
REFEREE	Nazarov Alex	(RUS)
ASSISTANT REFEREE	Gros Davide	(ITA)

WEATHER

CONDITIONS	SUNNY
SNOW	COMPACT
AIR TEMPERATURE	1,0 °C

COURSESETTER	Blattmann Hans	(NOR)
FORERUNNERS	- A - Fleischmann M.	(AUT)
COURSE	Schneekristall / Zwölfer	
START	1560 m	
FINISH	1060 m	
DROP	500 m	
LENGTH	2108 m	
HOMOLOGATION	12946/11/18	
GATES	38	
DIRECTIONS	35	
STARTING TIME	10:15	

APPLIED PENALTY: 19,19 CALCULATED PENALTY: 19,19 F = 1060
 Number of competitors: 34, Number of NSA: 11

Rnk	Bib	Name	Guide	SpCl	Nat	Time H	Gap H	Points	0 : WC Pts.
-----	-----	------	-------	------	-----	--------	-------	--------	-------------

Women / Vision Impaired

1	1	REXOVA Alexandra	Trajcikova Eva	B2		1:33.39		154,47	80
---	---	------------------	----------------	----	--	---------	--	--------	----

Did Not Start (1)

	2	FARKASOVA Henrieta	Cerven Michal	B3					
--	---	--------------------	---------------	----	--	--	--	--	--

Women / Standing

1	3	AARSJOE Ebba		LW4		1:22.82		19,19	100
2	6	VORONCHIKHINA Varvara		LW6/8-2		1:24.63	1.81	42,36	80
3	4	BOCHET Marie		LW6/8-2		1:28.97	6.15	97,90	60
4	5	SCHMIDT Bigna		LW5/7-3		1:38.06	15.24	214,24	0
5	7	KHOROSHEVA Anastasiia		LW9-2		1:42.20	19.38	267,23	0

RECAP

Records:	7
Did Not Start:	1
NOT PERMITTED TO START:	0
Did Not Finish:	0
Disqualified:	0
Did Not Qualify for 2nd RUN:	

Technical Delegate: #829 Peter Bizjak (SLO)





Saalbach 2021 WPAS World Cup

Super-G 1 (Women)

Penalty calculation



Rnk	Bib	Name	Nat	Category	SpCl	Points	Best 5	Race points
Best 10 at finish								
1	3	AARSJOE Ebba		Standing	LW4	62,92	62,92	0,00
2	6	VORONCHIKHINA Varvara		Standing	LW6/8-2	37,34	37,34	23,17
3	4	BOCHET Marie		Standing	LW6/8-2	0,00	0,00	78,71
4	1	REXOVA Alexandra		Vision Impaired	B2	990,00	-	-
5	5	SCHMIDT Bigna		Standing	LW5/7-3	85,89	85,89	195,05
6	7	KHOROSHEVA Anastasiia		Standing	LW9-2	182,26	182,26	248,04

Best 5 at start

3	4	BOCHET Marie		Standing	LW6/8-2	0,00		
2	6	VORONCHIKHINA Varvara		Standing	LW6/8-2	37,34		
1	3	AARSJOE Ebba		Standing	LW4	62,92		
5	5	SCHMIDT Bigna		Standing	LW5/7-3	85,89		
6	7	KHOROSHEVA Anastasiia		Standing	LW9-2	182,26		

(DNF: Did Not Finish, DSQ: Disqualified)

TOTAL

(B) List points of best 5 at start	368,41	
(A) List points of the best 5 to finish in top 10		368,41
(C) Race points of corresponding competitors		544,97

Calculated penalty (A + B - C) = 191,85 / 10	19,19
Correction value (Z)	0,00
Category adder	0,00
Applied penalty	19,19

Technical Delegate: #829 Peter Bizjak (SLO)





Saalbach 2021 WPAS World Cup

Super-G 1

Run analysis-Hdcp/NetTime



NetTime

Rnk	Bit	Name	Na	Sec.1 H	Rnk	Sec.2 H	Rnk	Sec.3 H	Time H	Gap H	1	Sec.1	Sec.2	Sec.3	Time	Gap
-----	-----	------	----	---------	-----	---------	-----	---------	--------	-------	---	-------	-------	-------	------	-----

Women / Vision Impaired

1	1	REXOVA Alexandra		41.74	(1)	20.01	(1)	31.64	1:33.39			47.85	22.94	36.26	1:47.05	
	2	FARKASOVA Henrieta							Did Not Start							

Women / Standing

1	3	AARSJOE Ebba		39.67	(1)	16.98	(2)	26.17	1:22.82			40.48	17.33	26.70	1:24.51	
3	4	BOCHET Marie		41.06	(3)	18.26	(3)	29.65	1:28.97	6.15		41.06	18.26	29.65	1:28.97	4.46
4	5	SCHMIDT Bigna		44.80	(4)	20.83	(4)	32.43	1:38.06	15.24		45.89	21.34	33.22	1:40.45	15.94
2	6	VORONCHIKHINA Varvara		40.49	(2)	16.70	(1)	27.44	1:24.63	1.81		40.49	16.70	27.44	1:24.63	0.12
5	7	KHOROSHEVA Anastasiia		46.92	(5)	21.87	(5)	33.41	1:42.20	19.38		50.20	23.39	35.74	1:49.33	24.82

Men / Vision Impaired





4	8	KRIZ Tadeas		40.72	(4)	19.22	(4)	29.10	1:29.04	13.15		45.33	21.39	32.38	1:39.10	14.63
1	9	BERTAGNOLLI Giacomo		36.66	(1)	15.33	(1)	23.90	1:15.89			40.81	17.06	26.60	1:24.47	
3	10	DELEPLACE Hyacinthe		38.21	(2)	16.96	(2)	27.68	1:22.85	6.96		43.80	19.45	31.72	1:34.97	10.50
2	11	KRAKO Jakub		38.32	(3)	17.18	(3)	27.10	1:22.60	6.71		43.93	19.69	31.07	1:34.69	10.22
	12	KUBACKA Marek							Did Not Start							

Men / Standing

	13	ALYABYEV Alexander							Did Not Finish							
1	14	BAUCHET Arthur		37.26	(1)	16.44	(3)	25.39	1:19.09			40.36	17.81	27.50	1:25.67	5.53
11	15	MIKUSHIN Alexey		40.38	(11)	17.31	(9)	27.77	1:25.46	6.37		41.19	17.65	28.32	1:27.16	7.02
10	16	MISAWA Hiraku		39.95	(10)	17.64	(11)	27.70	1:25.29	6.20		44.06	19.45	30.54	1:34.05	13.91
2	17	BUGAEV Aleksei		39.73	(9)	15.59	(1)	24.82	1:20.14	1.05		39.73	15.59	24.82	1:20.14	
9	18	CUCHE Robin		39.23	(7)	17.54	(10)	27.26	1:24.03	4.94		41.97	18.76	29.17	1:29.90	9.76
4	19	PAJANTSCHITSCH Nico		39.03	(5)	16.23	(2)	25.87	1:21.13	2.04		39.03	16.23	25.87	1:21.13	0.99
7	20	KIIVERI Santeri		38.93	(4)	16.85	(6)	26.37	1:22.15	3.06		39.71	17.18	26.90	1:23.79	3.65
6	21	BOURDENX Manoel		39.09	(6)	16.65	(4)	26.26	1:22.00	2.91		39.89	16.99	26.79	1:23.67	3.53
3	22	GMUER Theo		38.32	(3)	16.76	(5)	25.80	1:20.88	1.79		43.45	19.00	29.25	1:31.70	11.56
5	23	SALCHER Markus		37.67	(2)	17.28	(8)	26.21	1:21.16	2.07		42.71	19.59	29.71	1:32.01	11.87
8	24	BROISIN Jordan		39.30	(8)	17.10	(7)	27.28	1:23.68	4.59		40.10	17.45	27.83	1:25.38	5.24
12	25	TAKAHASHI Kohei		41.02	(12)	18.05	(13)	27.71	1:26.78	7.69		43.89	19.31	29.64	1:32.84	12.70
	26	GROCHAR Thomas							Did Not Start							
13	27	SKOGLUND Arvid		41.53	(13)	17.65	(12)	27.75	1:26.93	7.84		41.53	17.65	27.75	1:26.93	6.79
	28	LINDSTROEM Aron							Did Not Finish							
	29	BENDOTTI Davide							Did Not Finish							
14	30	NILSSON GRASTO Marcus		43.81	(14)	19.40	(14)	29.89	1:33.10	14.01		45.10	19.98	30.77	1:35.85	15.71



Saalbach 2021 WPAS World Cup
Super-G 1
Run analysis-Hdcp/NetTime

Rnk	Bit	Name	Na	Sec.1 H	Rnk	Sec.2 H	Rnk	Sec.3 H	Time H	Gap H	1	Sec.1	Sec.2	Sec.3	Time	Gap
Men / Sitting																
3	31	KANO Akira		40.25	(3)	17.87	(4)	27.18	1:25.30	5.93		47.42	21.06	32.02	1:40.50	8.62
1	32	PEDERSEN Jesper		38.28	(2)	15.79	(1)	25.30	1:19.37			45.11	18.60	29.80	1:33.51	1.63
2	33	DE SILVESTRO Rend		37.95	(1)	16.12	(2)	25.67	1:19.74	0.37		43.73	18.58	29.57	1:31.88	
4	34	CHRISTEN Pascal		41.79	(4)	17.58	(3)	27.90	1:27.27	7.90		49.82	20.96	33.25	1:44.03	12.15