



Saalbach 2021 WPAS World Cup

Super-G 2 (Men)

Official ranking



COMPETITION JURY

TECHNICAL DELEGATE	Bizjak Peter	(SLO)
WPAS RACE DIR.	Skutelj-Svetic Anja	(IPC)
CHIEF OF RACE	Gensbichler Bartl	(AUT)
REFEREE	Nazarov Alex	(RUS)
ASSISTANT REFEREE	Gros Davide	(ITA)

WEATHER

CONDITIONS	SUNNY
SNOW	COMPACT
AIR TEMPERATURE	-1,0 °C

COURSESETTER	Piccard J.	(FRA)
FORERUNNERS	- A - Fleischmann M.	(AUT)
COURSE	Schneekristall / Zwölfer	
START	1560 m	
FINISH	1060 m	
DROP	500 m	
LENGTH	2108 m	
HOMOLOGATION	12946/11/18	
GATES	40	
DIRECTIONS	36	
STARTING TIME	11:30	

APPLIED PENALTY: 0,00 CALCULATED PENALTY: -7,79 F = 1060
 Number of competitors: 35, Number of NSA: 11

Rnk	Bib	Name	Guide	SpCl	Nat	Time H	Gap H	Points	0 : WC Pts.
-----	-----	------	-------	------	-----	--------	-------	--------	-------------

Men / Vision Impaired

1	8	BERTAGNOLLI Giacomo	Ravelli Andrea	B3		1:14.50		0,00	100
2	10	DELEPLACE Hyacinthe	Jourdan Maxime	B2		1:18.97	4.47	63,60	80
3	9	KRIZ Tadeas	Nevrly Radim	B3		1:25.01	10.51	149,54	60

Did Not Start (2)

11	KRAKO Jakub	Brozman Branislav	B2	
12	KUBACKA Marek	Zatovicova Maria	B1	

Men / Standing

1	14	BUGAEV Aleksei		LW6/8-2		1:17.18		38,13	100
2	13	BAUCHET Arthur		LW3		1:17.26	0.08	39,27	80
3	23	SALCHER Markus		LW9-1		1:17.89	0.71	48,23	60
4	19	GMUER Theo		LW9-1		1:17.95	0.77	49,09	50
5	21	BOURDENX Manoel		LW4		1:19.56	2.38	71,99	45
6	20	BROISIN Jordan		LW4		1:21.14	3.96	94,48	40
7	15	PAJANTSCHITSCH Nico		LW6/8-2		1:21.56	4.38	100,45	36
8	17	CUCHE Robin		LW9-2		1:21.93	4.75	105,72	32
9	24	ALYABYEV Alexander		LW6/8-2		1:22.09	4.91	107,99	29
10	18	MISAWA Hiraku		LW2		1:22.55	5.37	114,54	26
11	22	MIKUSHIN Alexey		LW6/8-1		1:22.90	5.72	119,52	24
12	25	TAKAHASHI Kohei		LW9-2		1:24.10	6.92	136,59	22
13	31	UNTERHOFER David		LW6/8-1		1:27.84	10.66	189,80	20
14	30	NILSSON GRASTO Marcus		LW5/7-2		1:30.16	12.98	222,81	0

Did Not Start (2)

26	GROCHAR Thomas		LW2	
28	LINDSTROEM Aron		LW6/8-2	

5.2.2021. / Saalbach




ASGU21 (2134) / 5.2.2021. at 12:26 / Page 1/2

Vola Timing (www.vola.fr) / SkiAlp Pro 9.1.09

timing&data SPEED-timing



Saalbach 2021 WPAS World Cup
Super-G 2 (Men)
Official ranking

Rnk	Bib	Name	Guide	SpCl	Nat	Time H	Gap H	Points	0 : WC Pts.
Did Not Finish (3)									
	16	KIIVERI Santeri		LW6/8-1					
	27	SKOGLUND Arvid		LW6/8-2					
	29	BENDOTTI Davide		LW2					

Men / Sitting

1	34	DE SILVESTRO Rene'		LW12-1		1:17.63		44,53	100
2	32	PEDERSEN Jesper		LW11		1:18.76	1.13	60,61	80
3	33	KANO Akira		LW11		1:19.15	1.52	66,16	60
4	35	CHRISTEN Pascal		LW10-2		1:28.10	10.47	193,50	50

RECAP

Records:	28
Did Not Start:	4
NOT PERMITTED TO START:	0
Did Not Finish:	3
Disqualified:	0
Did Not Qualify for 2nd RUN:	

Technical Delegate: #829 Peter Bizjak (SLO)



Saalbach 2021 WPAS World Cup

Super-G 2 (Men)

Penalty calculation



Rnk	Bib	Name	Nat	Category	SpCl	Points	Best 5	Race points
Best 10 at finish								
1	8	BERTAGNOLLI Giacomo	ITA	Vision Impaired	B3	3,94	3,94	0,00
2	14	BUGAEV Aleksei	RUS	Standing	LW6/8-2	59,87	-	-
3	13	BAUCHET Arthur	FRA	Standing	LW3	13,50	13,50	39,27
4	34	DE SILVESTRO Rene'	ITA	Sitting	LW12-1	74,78	-	-
5	23	SALCHER Markus	AUT	Standing	LW9-1	0,00	0,00	48,23
6	19	GMUER Theo	SUI	Standing	LW9-1	13,00	13,00	49,09
7	32	PEDERSEN Jesper	NOR	Sitting	LW11	29,19	29,19	60,61
8	10	DELEPLACE Hyacinthe	FRA	Vision Impaired	B2	93,68	-	-
9	33	KANO Akira	JPN	Sitting	LW11	73,32	-	-
10	21	BOURDENX Manoel	FRA	Standing	LW4	44,42	-	-

Best 5 at start

5	23	SALCHER Markus	AUT	Standing	LW9-1	0,00		
1	8	BERTAGNOLLI Giacomo	ITA	Vision Impaired	B3	3,94		
6	19	GMUER Theo	SUI	Standing	LW9-1	13,00		
3	13	BAUCHET Arthur	FRA	Standing	LW3	13,50		
7	32	PEDERSEN Jesper	NOR	Sitting	LW11	29,19		

(DNF: Did Not Finish, DSQ: Disqualified)

TOTAL

(B) List points of best 5 at start	59,63		
(A) List points of the best 5 to finish in top 10		59,63	
(C) Race points of corresponding competitors			197,20
Calculated penalty (A + B - C) = -77,94 / 10	-7,79		
Correction value (Z)	0,00		
Category adder	0,00		
Applied penalty	(-7,79)	0,00	

Technical Delegate: #829 Peter Bizjak (SLO)



Saalbach 2021 WPAS World Cup

Super-G 2

Run analysis-Hdcp/NetTime



Rnk3it Name NaSec.1 H RnkSec.2 H RnkSec.3 H Time H Gap H 1 Sec.1 Sec.2 Sec.3 Time Gap

Women / Vision Impaired

1	FARKASOVA Henrieta																	Did Not Start
2	REXOVA Alexandra																	Did Not Start

Women / Standing

3	3	BOCHET Marie		38.81 (2)	16.67 (3)	28.40	1:23.88	2.87	38.81	16.67	28.40	1:23.88	1.24
1	4	AARSJOE Ebba		37.99 (1)	16.03 (1)	26.99	1:21.01		38.77	16.35	27.54	1:22.66	0.02
4	5	SCHMIDT Bigna		41.66 (4)	18.51 (4)	30.90	1:31.07	10.06	42.68	18.96	31.65	1:33.29	10.65
2	6	VORONCHIKHINA Varvara		39.39 (3)	16.32 (2)	26.93	1:22.64	1.63	39.39	16.32	26.93	1:22.64	
5	7	KHOROSHEVA Anastasiia		45.47 (5)	18.98 (5)	33.98	1:38.43	17.42	48.65	20.30	36.35	1:45.30	22.66

Men / Vision Impaired

1	8	BERTAGNOLLI Giacomo		35.50 (1)	14.69 (1)	24.31	1:14.50		39.52	16.35	27.05	1:22.92		
3	9	KRIZ Tadeas		39.05 (3)	16.83 (3)	29.13	1:25.01	10.51	43.47	18.73	32.42	1:34.62	11.70	
2	10	DELEPLACE Hyacinthe		35.92 (2)	15.94 (2)	27.11	1:18.97	4.47	41.18	18.27	31.08	1:30.53	7.61	
	11	KRAKO Jakub												Did Not Start
	12	KUBACKA Marek												Did Not Start

Men / Standing

2	13	BAUCHET Arthur		35.56 (1)	15.41 (2)	26.29	1:17.26	0.08	38.52	16.70	28.47	1:23.69	6.51	
1	14	BUGAEV Aleksei		37.12 (4)	14.99 (1)	25.07	1:17.18		37.12	14.99	25.07	1:17.18		
7	15	PAJANTSCHITSCH Nico		37.95 (9)	15.89 (5)	27.72	1:21.56	4.38	37.95	15.89	27.72	1:21.56	4.38	
	16	KIIVERI Santeri												Did Not Finish
8	17	CUCHE Robin		37.85 (8)	16.86 (11)	27.22	1:21.93	4.75	40.50	18.03	29.12	1:27.65	10.47	
10	18	MISAWA Hiraku		37.60 (6)	16.83 (10)	28.12	1:22.55	5.37	41.47	18.55	31.01	1:31.03	13.85	
4	19	GMUER Theo		35.74 (2)	15.69 (4)	26.52	1:17.95	0.77	40.52	17.79	30.06	1:28.37	11.19	
6	20	BROISIN Jordan		37.63 (7)	16.00 (6)	27.51	1:21.14	3.96	38.40	16.32	28.07	1:22.79	5.61	
5	21	BOURDENX Manoel		37.43 (5)	15.56 (3)	26.57	1:19.56	2.38	38.19	15.88	27.11	1:21.18	4.00	
11	22	MIKUSHIN Alexey		38.84 (12)	16.41 (8)	27.65	1:22.90	5.72	39.62	16.73	28.20	1:24.55	7.37	
3	23	SALCHER Markus		35.88 (3)	16.01 (7)	26.00	1:17.89	0.71	40.68	18.15	29.48	1:28.31	11.13	
9	24	ALYABYEV Alexander		38.21 (10)	16.51 (9)	27.37	1:22.09	4.91	38.21	16.51	27.37	1:22.09	4.91	
12	25	TAKAHASHI Kohei		38.66 (11)	17.32 (12)	28.12	1:24.10	6.92	41.36	18.53	30.08	1:29.97	12.79	
	26	GROCHAR Thomas												Did Not Start
	27	SKOGLUND Arvid		39.18	17.91					39.18	17.91			Did Not Finish
	28	LINDSTROEM Aron												Did Not Start
	29	BENDOTTI Davide		38.30	16.80					42.24	18.52			Did Not Finish
14	30	NILSSON GRASTO Marcus		42.29 (14)	17.63 (13)	30.24	1:30.16	12.98	43.54	18.15	31.13	1:32.82	15.64	
13	31	UNTERHOFER David		40.24 (13)	17.64 (14)	29.96	1:27.84	10.66	41.05	17.99	30.55	1:29.59	12.41	



Saalbach 2021 WPAS World Cup
Super-G 2
Run analysis-Hdcp/NetTime

Rnk	Bit	Name	Na	Sec.1 H	Rnk	Sec.2 H	Rnk	Sec.3 H	Time H	Gap H	1	Sec.1	Sec.2	Sec.3	Time	Gap
Men / Sitting																
2	32	PEDERSEN Jesper	NOR	36.60	(2)	15.60	(2)	26.56	1:18.76	1.13		43.13	18.38	31.29	1:32.80	3.35
3	33	KANO Akira	JPN	36.74	(3)	15.94	(3)	26.47	1:19.15	1.52		43.29	18.78	31.19	1:33.26	3.81
1	34	DE SILVESTRO Renedo	ITA	36.52	(1)	15.12	(1)	25.99	1:17.63			42.08	17.43	29.94	1:29.45	
4	35	CHRISTEN Pascal	SUI	40.12	(4)	19.03	(4)	28.95	1:28.10	10.47		47.83	22.69	34.51	1:45.03	15.58